



2026 Creative Collective Art Camp On the Hill Gallery



- Registration fee is one-time \$5 registration per child, paid in advance.
- In addition to our regular classes, there are multi-day classes that are considered **workshops**. Because of the supplies & time involved, these **workshops** have an additional fee. Those fees are described in the course descriptions.
- Children/youth are allowed to sign up for any combination of 3 workshops and classes and chose another 1 as an alternative, in case a class is canceled.
- Classes are \$30 each. If you register for three classes you get a discount to \$75 for the 3.
- If you register for a workshop and a class or two, the cost is for the workshop and \$30 for each additional class (plus any supply fees).
- All supplies are included unless noted otherwise.
- Class size is 8 maximum unless specifically noted differently. Any registrations over the class limit are put on a wait list.
- Class reservations are first come/first served with seats held with paid registration.
- Register in person at **5308 George Washington Memorial Highway – in the Grafton area of Yorktown**. Register on the phone by calling **(757) 369-1108**

Week 1 July 6-10th

7/6 This is an all day workshop 10-12 pm/lunch/1-3pm Age 8+

Tina Crawford - Mosaic Bird Bath

This is considered a workshop with a charge of \$50

Students will make this great sea-themed ornament to place on the wall or hang in their window. They will place various tile pieces on the wood cutouts and use wood glue to make their artwork masterpieces. The students will then grout their pieces for the finished product. **Students need to bring their lunch for this full-day workshop. The gallery has a refrigerator and microwave available.**



7/7 10-12 pm Ages 6-10

Lisa Bevers - Hand pottery animals -
\$5 supply fee

We will make a simple hand built cylinder using toilet paper tubes as your armature, using a variety of textures, clay attachments and under glazes to personalize your piece. I will take the pieces home to bisque and final fire, bringing them back at the end of the month. All pieces are food safe and can be washed in the dishwasher

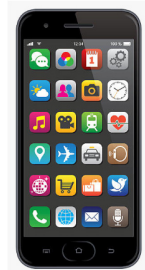


7/7 1-3 pm Age 12 +

Shirley Whiteneck - Photography

Cell phone, cables and charger are needed in this class

Students are introduced to basic principles of photography and will learn composition, seeing light, and keeping horizon lines straight. Basic editing techniques will be discussed and practiced. Students will create and photograph still lifes using backdrops and may bring in items to photograph. Students will photograph each other and do selfies in front of a backdrop, using ambient light as well as auxiliary light. Students will learn techniques of posing.



7/8 10-12 pm Age 6-11

Shirley Whiteneck - Photography

Cell phone, cables and charger are needed in this class

Students are introduced to basic principles of photography and will learn composition, seeing light, and keeping horizon lines straight. Basic editing techniques will be discussed and practiced. Students will create and photograph still lifes using backdrops and may bring in items to photograph. Students will photograph each other and do selfies in front of a backdrop, using ambient light as well as auxiliary light. Students will learn techniques of posing.



7/8 1-3 pm Age 11 +

Lisa Bevers - Hand pottery mug Day 1- Day 2 is July 9 Class limit 10 Maximum
This is considered a workshop with a cost of \$45

This is a two part workshop due to the nature of allowing the clay to become leather hard before moving forward with handle and bottom attachment. We will work with slabs to create a mug that can be used for hot or cold liquids. You will learn terminology including



temperatures, time, cone setting for different clays and glazes. Using a variety of textures and learning the score and slip technique needed to attach handles and bottoms, you will create your personal mug. Lisa will move pieces to her studio for bisque and final firing. Pieces will be ready at the end of the month. All pieces will be food safe, dishwasher and microwave safe.

7/9 10-12 pm Age 6-12

Dawn Treece - Sun Art

Dawn will teach Sun Art inspired by UK Artist Clare Youngs. Create your own brilliant sun using painted papers and your imagination. This project will focus on color theory, color layering, layout and design. **Students must be comfortable using scissors, modge podge and paint!** We may get messy but it will be worth it!



7/9 1-3 pm Age 11 +

Lisa Beavers - hand pottery mug Day 2

Final Day of the class that was held on July 8th

7/10 10-12 pm Ages 5-8

Rose Glenn - Mixed Media wall weaving

Learn how to stick weave on warped branches using several textured materials to create your own art wall hanging.



7/10 1-3 pm Ages 9-15

Rose Glenn Stick - Mixed Media wall weaving

Learn how to stick weave on warped branches using several textured materials to create your own art wall hanging.




Week 2 July 13-17

7/13 10-12 pm Age 6-11

Kathy Wahl - Wild Animal Collage

Come with a BIG imagination ready to make collage animals inspired by UK artist Clare Youngs. You imagine your favorite animal and bring it to life with painted papers, colors and shapes. In this fun session students will create painted papers with tempera paint and cut and create their animals from their beautiful painted papers.



7/13 1-3 pm Age 8-12

Dawn Treece - Gyotaku Fish Print

In Gyotaku printing students will learn the multidisciplinary art form that dates back to traditional Japanese fish printing using ink and fish to print cool pictures. Don't worry! We won't use real fish, but we will create COOL art.



7/14 10-11:30 am Ages pre-k-5

Debbie Stipe - Exploring the World of Color

Children will have the opportunity to develop an understanding of color by mixing primary colors to create new colors and experiment with a variety of materials to create a picture that represents a color.



7/14 1-3 pm Age 8+

Annie Diaz - Crochet purse - 10 student max

This is a 2-half day workshop and continues 7/15

It is considered a workshop with a cost of \$45.

Learn the basics of crochet while creating your very own purse! Students will be guided through foundational stitches and techniques, then apply those skills to make a stylish crochet bag. You'll learn how to create a double crochet stitch, learn to follow a pattern, and shape your project into a functional purse. To finish, you'll add a cute bow decoration for the perfect personal touch. All materials are provided!



7/15 10-11:30 am Age pre-k

Debbie Stipe - Objects Found

Children will have the opportunity to create pieces of art using found and natural materials.



7/15 1-3 pm Age 8+ This is day 2 of the July 14th workshop

Annie Diaz - Crochet purse - 10 student max

Learn the basics of crochet while creating your very own purse! Students will be guided through foundational stitches and techniques, then apply those skills to make a stylish crochet bag. You'll learn how to create a double crochet stitch, learn



to follow a pattern, and shape your project into a functional purse. To finish, you'll add a cute bow decoration for the perfect personal touch. All materials are provided!

7/16 10-11am Age Pre-k-5

Dawn Treece - Laurel Burch Fantastic Feline Art

Kids will love making these fantastic felines! Students will learn about our artist and her love of colors and shapes and then will learn how to color transfer their own cats using washable markers and fancy embellishments to make them even more special.



7/16 1-3 pm Age 7+

Dawn Treece - Laurel Burch Fantastic Feline Art

Students will learn about our artist and how she used bold outlines, vibrant colors and whimsical patterns to create her cat art. They will create their own fantastic felines using a glue resist technique with oil pastels.



7/17 10-12 am Age 7+

Elaine Riggle - Woven Bracelet /Wristband

Students will make an arm or wrist band while learning the basics of weaving with thread.



7/17 1-3 pm Age 9+

Elaine Riggle - Paper Quill Flowers

Let kids discover the art of paper quilling in this fun beginner class! Children will learn how to roll, shape, and glue colorful paper strips to create playful designs and simple works of art. Perfect for beginners, this hands-on class encourages creativity, patience, and imagination while making a project they can proudly take home. All supplies included.



Week 3 July 20-24

7/20 1-3pm Age 8+

Suzanne West - Flights of Fancy Paper Mache

This is considered a workshop with a cost of \$150

This workshop is a week of half days. It continues 7/21 and ends 7/24.

Kids will have a blast creating their own paper- mache hot air balloon. This is a mess-friendly craft and students will learn the basic process of paper mache to create the hot air balloon that they will design and paint, as well as creating their basket.



7/21 10-12 pm Ages 12 - 15

Sharon Judkins - Watercolor for Kids - Mountains in the Moonlight.

Students learn to paint with watercolor. They will paint loosely, in an atmosphere style to create a dreamy night mountain scene. We will introduce various techniques to achieve different watercolor effects. The piece will be created in layers and will be put together at the end of class.



7/21 1-3 pm Age 8+

Suzanne West - Flights of Fancy Paper Mache

A continuation of the workshop that started 7/20

7/22 10-12 pm No class

7/22 1-3 pm Age 8+

Suzanne West - Flights of Fancy Paper Mache

A continuation of the workshop that started 7/20

7/23 10-12 am Age 8+

Suzanne West - Needle Felt Galaxy Art

This is considered a workshop with a cost of \$50

This is a 2-half day workshop that finishes the morning of 7/24

This project is out of this world! Students will combine vibrant, swirling wool roving with barbed needle to create a multi-layered, cosmic masterpiece. This is a hands-on tactile forgiving craft for kids that allows them to sculpt colorful Planets on a pre-made felt sheet and wooden hoop.



7/23 1-3pm Age 8+

Suzanne West - Flights of Fancy Paper Mache

A continuation of the workshop that started 7/20

7/24 10-12 pm Age 8+

Suzanne West - Needle Felt Galaxy Art

This is the second day of the workshop – a continuation of the Needle Felt workshop on 7/23



7/24 1-3pm Age 8+

Suzanne West - Flights of Fancy Paper Mache

A continuation of the workshop that started 7/20

Week 4 July 27-31

7/27 10-12 pm No Class

7/27 1-3pm Age 10+

Jacqui Weber - Gemstone Ring Class

Students will create a natural gemstone and crystal ring that they enjoy wearing.

7/28 10am - 12pm Ages 8-11

Sharon Judkins - Watercolor for kids - Fox in the forest

This class will introduce the students to painting with watercolor. The children will create an imaginary scene of a fox partially hidden in the trees. The student will learn how to create textures, how to use overlapping to create depth and basic drawing to make the shapes.



7/28 1-3 pm Age 10+

Jacqui Weber - Gemstone Ring Class

Students will create a natural gemstone and crystal ring that they enjoy wearing.

7/29 10-12pm Ages 6-10

Dawn Treece - Summer Harvest Art/Acrylic - \$5 supply fee

Dawn Treece will teach Sun Art inspired by UK Artist Clare Youngs. Come create your own brilliant sun using painted papers and your imagination. This project will focus on color theory, color layering, layout and design. **Students must be comfortable using scissors**, modge podge and paint! We may get messy but it will be worth it!



7/29 1-3pm Age 11+

Dawn Treece - Summer Harvest Art/Acrylic - \$5 supply fee

Come create a summer garden using acrylics and painted papers/collage Students will work with painted paper to create a summer landscape scene That tells a story of their idea of a summer garden. **Students must be able to use scissors**




7/30 10-12 pm Age 8+

Suzanne West - Block Printing/canvas bag - additional fee to be determined

This is a 2-day workshop with the second day on the 31st

Students must provide their own canvas bag/tote and there is an extra fee based on the enrollment to pay for the blocks

Design and print a one-of-a-kind custom canvas tote. Using rubber blocks and carving tools students will design and create their own printing block. With fabric ink and brayers the students will learn how to correctly ink their blocks, layout their pattern and print their custom patterns on a tote bag.



7/30 1-3pm No class

7/31 10-12 pm Age 8+ is a 2-day workshop with the first day on the 30th

Suzanne West - Block Printing/canvas bag

Students must provide their own canvas bag/tote required for class and there is an extra fee based on enrollment

7/31 1-3pm Age 8+

Dawn Treece - Monet's Boats Acrylic - \$7 supply fee

Come create a beautiful sailboat scene. Students will learn all about impressionist painter Claude Monet, his style of painting and his famous paintings of boats on the river. They will create their own sailboats using a mixed media technique using tempera paints, painted papers and oil pastels.

